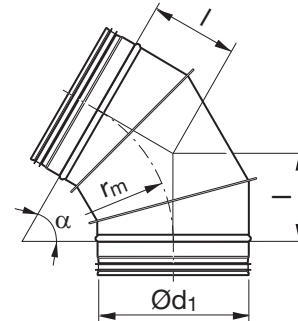


Bend – lockseamed

BFU 60°



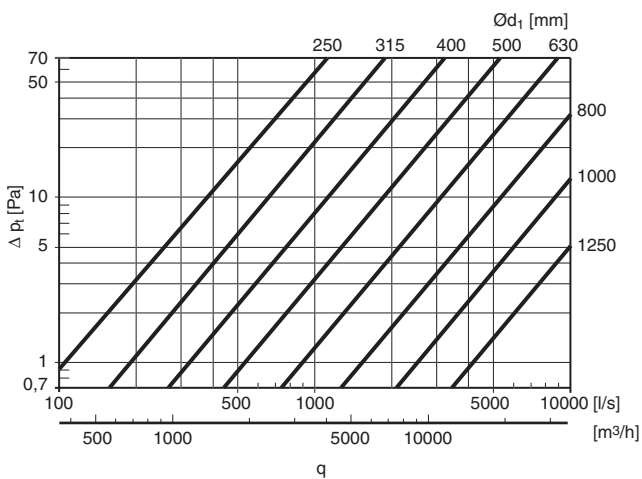
Dimensions



$$r_m \approx 1 \cdot d_1$$

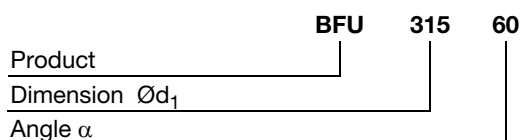
Description

Segmented and lockseamed bend.



O_{d_1} nom	l mm	m kg
250	144	1,48
280	162	1,80
300	173	2,00
315	182	2,20
355	205	2,80
400	231	3,47
450	260	4,70
500	289	6,00
560	323	7,40
600	346	8,60
630	364	9,20
710	410	11,3
800	462	14,8
900	520	19,3
1000	577	24,2
1120	647	30,1
1250	722	36,6

Ordering example



- 1
- 2
- 3
- 4
- 5
- 6
- 7
- 8
- 9
- 10
- 11
- 12
- 13
- 14
- 15
- 16
- 17
- 18